

Cordex 48-650W Rectifier Shelves

| | Rectifiers | Controller | Distribution | Part Number |
|----------------------|------------------|------------|---|-------------|
| 12" Flush Mount 2RU | 2 x CXRC 48-650W | 1 x CXCI | CXD with 2 breakers | 030-776-20 |
| 19" Flush Mount 2RU | 4 x CXRC 48-650W | 1 x CXCI | CXD with bullet type breakers | 030-728-20 |
| 19" Flush Mount 2RU | 5 x CXRC 48-650W | 1 x CXCI | Bulk power for external distribution panel | 030-782-20 |
| 23" Center Mount 3RU | 4 x CXRC 48-650W | 1 x CXCM3 | CXD with bullet type breakers & GMT fuse option | 030-725-20 |



Cordex 2.6kW Shelf Power System





- Integrated 48VDC shelf power systems up to 2.6kW
- Bulk 48VDC power systems up to 3.2kW
- Distribution modules available for bullet type breakers
- Available for 12", 19" and 23" rack mounting
- Designed for CSA, UL, CE, FCC & C-Tick standards

Argus' Cordex series includes a complete range of modular 650W rectifier shelf systems to meet the needs of worldwide telecommunications applications.

Cordex 650W modular systems range from a 3.2kW bulk power 19" shelf with CXCI to a 2.6kW fully integrated 23" shelf power system with CXCM3 plug in controller and distribution module. Distribution modules are available in bullet type breaker with a GMT type fuse option. An optional fan tray is available on a 23" shelf for extended temperature operation. The unique 1.3kW integrated 12" shelf is available for applications as a portable system or in a Tempest tower type outdoor enclosure.

Argus Cordex 650W rectifier modules feature complete hot-swappability, high efficiency with power factor correction, unique power limiting capability, and wide range input. Convection cooling and an ultra compact design also make Cordex CXS shelf systems ideal for the telecommunications industry.

Cordex 650W CXS Modular Rectifier Shelf Systems

| | | |
|-----------------------------|---|--|
| <p>12" Shelf Systems</p> |  <p>P/N 030-776-20 Cordex 1.3kW shelf power system with CXCI controller & breaker distribution</p> | |
| <p>19/23" Shelf Systems</p> |  <p>P/N 030-728-20 Cordex 2.6kW shelf power system with CXCI controller & bullet breaker distribution</p> |  <p>P/N 030-782-20 Cordex 3.2kW bulk power system with CXCI controller Optional LVD shunt with battery breaker</p> |
| <p>23" Shelf Systems</p> |  <p>P/N 030-725-20 (Center Mount) Cordex 2.6kW front access shelf power system with CXCM3 plug in controller & bullet type breaker distribution Optional fan tray</p> | |

Shelves

Mechanical

12"
Dimensions
mm: 89H x 267W x 288D
inches: 3.5H x 10.5W x 11.3D
Weight: 4.1kg (9lb)

19" & 19/23"
Dimensions
mm: 89H x 435W x 302D
inches: 3.5H x 17.1W x 11.9D
Weight: 6.9kg (15.5lb)

23"
Dimensions
mm: 133.3H x 543W x 277D
inches: 5.25H x 21.4W x 10.5D
Weight: 9.5kg (21lb)

Note:
Shelf P/Ns DO NOT include modules or distribution breakers.
Weights DO NOT include modules.
Dimensions do not include mounting bracket.

Communication Ports

CAN: Interface to control rectifiers. Smart peripherals
Ethernet: 10/100 Base-T for TCIP/SNMP features.

See Cordex datasheets for details on system equipment:
Cordex Rectifier CXRC 48-650W #048-640-10
Cordex Controller CXC #048-631-10